




EOS MOVIE Plugin-E1 for Final Cut Pro

Quick Start Guide



● Content of this Quick Start Guide

- Relevant camera models are displayed with an icon.
Example: EOS-1D Mark IV →  1D Mk IV
- Square brackets are used to indicate items such as menu names, button names and window names that appear on the computer screen.
-  : Marks information that should be read before use.
-  : Marks additional information you may find helpful.



● About This Quick Start Guide

- It is prohibited to reproduce, in whole or part, the contents of this Quick Start Guide without permission.
- Canon may change without notice the software specifications and contents of this Quick Start Guide.
- Please note that irrespective of the above-mentioned, Canon does not take responsibility for the outcome of the operation of the software.

● Trademark Acknowledgments

- Macintosh and Mac OS are trademarks of Apple Inc., registered in the U.S. and other countries.
- Final Cut Pro is a trademark of Apple Inc., registered in the U.S. and other countries.
- Other names and products not mentioned above may be registered trademarks or trademarks of their respective companies.

● Switching Between Pages

- Click on arrows on the bottom right of the screen.
 -  : next page
 -  : previous page



READ CAREFULLY BEFORE USING!

CANON SOFTWARE LICENSE AGREEMENT

IMPORTANT - READ THIS AGREEMENT BEFORE USING THE SOFTWARE DOWNLOADED FROM THE WEBSITE. BY USING THE SOFTWARE, YOU AGREE TO BE BOUND BY THE TERMS OF THIS AGREEMENT.

This is a license agreement (the [Agreement]) between you and Canon Inc. ([Canon]).

IF YOU DO NOT AGREE TO THE TERMS AND CONDITIONS OF THIS AGREEMENT, DO NOT USE THE SOFTWARE PROGRAM ON THE WEBSITE AND THE USER MANUAL ON THE WEBSITE (COLLECTIVELY, THE [SOFTWARE]) AND RETURN THE SOFTWARE WITHIN 30 DAYS FROM THE DATE OF PURCHASE TO YOUR POINT OF PURCHASE FOR A REFUND.

In consideration of the right to use the SOFTWARE, you agree to abide by the terms and conditions of this Agreement.

1. **LICENSE:** Canon grants you the non-exclusive right to use the SOFTWARE only on a single computer. You may physically transfer the SOFTWARE from one computer to another provided that the SOFTWARE is used on only one computer at a time. You shall not install or use the SOFTWARE on a network, multiple CPU, multiple site arrangement, or any other hardware configuration where the SOFTWARE is accessible to more than one CPU or to more than one user.

YOU SHALL NOT ASSIGN, SUBLICENSE, RENT, LEASE, LOAN, CONVEY OR OTHERWISE USE, TRANSFER, COPY, TRANSLATE, CONVERT TO ANOTHER PROGRAMMING LANGUAGE, ALTER, MODIFY, DECOMPILE OR DISASSEMBLE THE SOFTWARE, IN WHOLE OR IN PART, EXCEPT AS EXPRESSLY PROVIDED IN THIS AGREEMENT.

2. **BACK-UP COPY:** You may make one copy of the SOFTWARE solely for back-up purposes, or copy the SOFTWARE onto the permanent storage device (e.g. a hard disk) of your computer and retain the original for back-up purposes. Any other copying of the SOFTWARE is a violation of this Agreement. You must reproduce and include the copyright notice on the back-up copy.

3. **SUPPORT AND UPDATES:** Canon is not responsible for providing maintenance or support for use of the SOFTWARE. No updates, fixes or support will be made available for the SOFTWARE.

4. **LIMITED WARRANTY AND LIMITATION OF LIABILITY:** It is your responsibility to choose, maintain and match the hardware and software components of your computer system. Thus Canon does not guarantee uninterrupted service or correction of errors or that the functions or performance of the SOFTWARE will meet your requirements. THE SOFTWARE IS LICENSED ON AN [AS IS] BASIS AND WITHOUT WARRANTY OF ANY KIND.

EXCEPT AS SPECIFICALLY SET FORTH IN THIS PARAGRAPH 4, CANON, CANON'S SUBSIDIARIES, DISTRIBUTORS AND DEALERS DISCLAIM ALL WARRANTIES, EXPRESS OR IMPLIED, INCLUDING ANY WARRANTY OF MERCHANTABILITY OR FITNESS FOR A PARTICULAR PURPOSE, WITH RESPECT TO THE SOFTWARE.

NEITHER CANON NOR ANY OF CANON'S SUBSIDIARIES, DISTRIBUTORS OR DEALERS IS LIABLE FOR ANY DAMAGES HOWSOEVER CAUSED, INCLUDING WITHOUT LIMITATION, DIRECT, CONSEQUENTIAL OR INCIDENTAL LOSS OR DAMAGE INCLUDING LOSS OF PROFITS, EXPENSE OR INCONVENIENCE HOWSOEVER CAUSED OR ARISING OUT OF THE SOFTWARE OR THE USE THEREOF.

NEITHER CANON, NOR ANY OF CANON'S SUBSIDIARIES, DISTRIBUTORS OR DEALERS SHALL HAVE ANY OBLIGATION TO INDEMNIFY YOU AGAINST ANY CLAIM OR SUIT BROUGHT BY A THIRD PARTY ALLEGING THAT THE SOFTWARE OR THE USE THEREOF INFRINGES ANY INTELLECTUAL PROPERTY OF SUCH THIRD PARTY.

5. **TERM:** This Agreement is effective upon your using the SOFTWARE and remains in effect until expiration of all copyright interests in the SOFTWARE unless earlier terminated. You may terminate this Agreement by destroying the SOFTWARE. This Agreement will also terminate without notice to you if you fail to comply with any of the terms of this Agreement and you must then promptly return the SOFTWARE. In addition, Canon may enforce its other legal rights.

6. **U.S. GOVERNMENT RESTRICTED RIGHTS NOTICE:** The SOFTWARE is provided with restricted rights. Use, duplication or disclosure is subject to restrictions as set forth in either subparagraph (c) (1) (ii) of the Rights in Technical Data and Computer software clause at DFARs 252.227-7013 or subparagraph (c) (1) and (2) of the Commercial Computer Software Restricted Rights Clause at FAR 52.227-19, as applicable.

7. **SEVERABILITY:** In the event that any provision of this Agreement is declared or found to be illegal by any court or tribunal of competent jurisdiction, such provision shall be null and void with respect to the jurisdiction of that court or tribunal and all the remaining provisions of this Agreement shall remain in full force and effect.

8. **CONTROLLING LAW:** The terms of this Agreement as it relates to purchases of the Software in the United States of America shall be governed and construed in all respects in accordance with the laws and regulations of the State of New York, without reference to choice of law principles. The terms of this Agreement as it relates to purchases of the Software in Canada shall be governed by the laws of the province of Ontario.

9. **OWNERSHIP:** All rights, including but not limited to copyrights and trade secret rights, to the SOFTWARE belong to Canon, its affiliated corporations and third party licensors. Your use of the SOFTWARE is subject to the United States, Canada and other applicable copyright and trademark laws and nothing in this Agreement constitutes a waiver of the rights of Canon, its affiliated corporations and third party licensors under such laws.

Nothing contained in Paragraph 1 shall be construed to give Canon any ownership rights in any images, graphics or textual material that you save in connection with the Software.

10. **ACKNOWLEDGEMENT:** BY USING THE SOFTWARE, YOU ACKNOWLEDGE THAT YOU HAVE READ THIS AGREEMENT, UNDERSTOOD IT, AND AGREE TO BE BOUND BY ITS TERMS AND CONDITIONS. YOU ALSO AGREE THAT THIS AGREEMENT IS THE COMPLETE AND EXCLUSIVE STATEMENT OF AGREEMENT BETWEEN YOU AND CANON CONCERNING THE SUBJECT MATTER HEREOF AND SUPERSEDES ALL PROPOSALS OR PRIOR AGREEMENTS, VERBAL OR WRITTEN, AND ANY OTHER COMMUNICATIONS BETWEEN THE PARTIES RELATING TO THE SUBJECT MATTER HEREOF. NO AMENDMENT TO THIS AGREEMENT SHALL BE EFFECTIVE UNLESS SIGNED BY A DULY AUTHORIZED OFFICER OF CANON.



Before Using

This plug-in software allows you to convert MOV movies shot with an EOS DIGITAL camera into ProRes files at high speed in the [Log and Transfer] window of Apple's Final Cut Pro.

This software is compatible with Final Cut Pro version 6.0.6/7.0.1 and later in a Mac OS X 10.6.2 and later environment. Also, this plug-in software is only compatible with computers with Intel processors. Computers with PowerPC processors are not supported.

For details on system requirements for Final Cut Pro, refer to Apple's website.

Installing the Software


- 1 Double-click the software's disk image (dmg file).
- 2 Install the software following the on-screen instructions.

Connecting the Memory Card to your Computer

Insert the memory card with a movie shot using an EOS DIGITAL camera into a third-party card reader to connect it to a computer.

→ An icon appears on your desktop.

- ⚠ Final Cut Pro communicates directly with your computer and the data on the memory card. As a result, you cannot handle movies and still images loaded into your computer using software such as EOS Utility or Memory Card Utility.
- If the memory card does not retain the directory configuration created with an EOS DIGITAL camera, the movie cannot be loaded into Final Cut Pro.

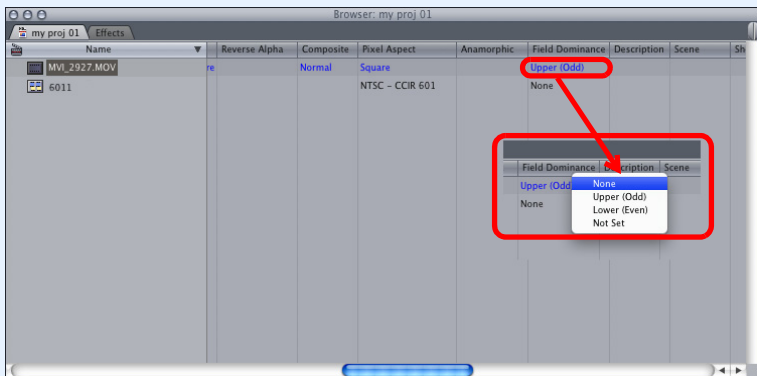
 If you connect the memory card to your computer and then use Disk Utility to create and mount a Disk Image (dmg file) of the memory card, you can perform [Log and Transfer] without connecting the original memory card to your computer.



[Log and Transfer] Window View and File Conversion

- 1 Start up Final Cut Pro, select [File] ► [Log and Transfer], and then open the [Log and Transfer] window.
- 2 Select [Canon DSLR Movie] in [Preferences].
- 3 Select the files you want to convert, and then click the [Add Selection to Queue] button to download them.
 - The files you want to convert are converted into the file type specified in step 2.
 - For details on the [Log and Transfer] window, refer to the Help for Final Cut Pro.

- ! • After converting MOV movies shot with an EOS DIGITAL camera into ProRes format using this plug-in, be sure to do the following before editing in [Timeline].
- (1) Select the files converted to ProRes format in the [Browser] window
 - (2) Set [Field Dominance] to [None] if it is set to [Upper (Odd)]



- Movies shot with cameras other than compatible cameras (1D Mk IV 5D Mk II 7D) are not supported by the present software.

Uninstalling the Software

- Before starting the software uninstallation, quit all programs you are using.
- To uninstall the software, log into the account used when installation was performed.
- When you have moved the folders and the software to be deleted to the Trash, select the [Finder] menu ► [Empty Trash] and empty the Trash. You cannot reinstall the software until you have emptied the Trash.

- 1 Select the folder in which this software is saved.
 - Select [Macintosh HD] ► [Library] ► [Application Support] ► [ProApps] ► [MIO] ► [RAD] ► [Plugins] ► the [CanonE1.RADPlug] folder.
- 2 Drag the [CanonE1.RADPlug] folder to the Trash.
- 3 Select the [Finder] menu on the desktop ► [Empty Trash].
 - This software is uninstalled.
- 4 Restart your computer.

- ! Data that have been deleted by emptying the Trash cannot be retrieved, so be particularly careful when deleting data.



Final Cut Pro Support

Model		EOS 5D Mark II				
Movie recording size		1920x1080			1280x720	
Frame rate		30.00 fps	-	-	-	-
Support	Final Cut Pro 6 ^{*1}	○	-	-	-	-
	Final Cut Pro 7 ^{*2}	○	-	-	-	-

Model		EOS 5D Mark II (Firmware version 2.0.3 and later)				
Movie recording size		1920x1080			1280x720	
Frame rate		29.97 fps	25.00 fps	23.976 fps	-	-
Support	Final Cut Pro 6 ^{*1}	○	○	○	-	-
	Final Cut Pro 7 ^{*2}	○	○	○	-	-

Model		EOS-1D Mark IV/EOS 7D				
Movie recording size		1920x1080			1280x720	
Frame rate		29.97 fps	25.00 fps	23.976 fps	59.94 fps	50.00 fps
Support	Final Cut Pro 6 ^{*1}	○	○	○	○	○
	Final Cut Pro 7 ^{*2}	○	○	○	○	○

^{*1} Ver.6.0.6

^{*2} Version 7.0.1 and later

