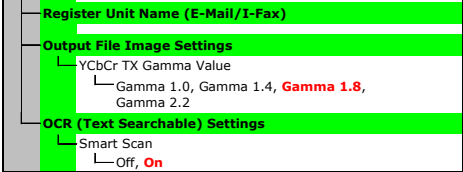
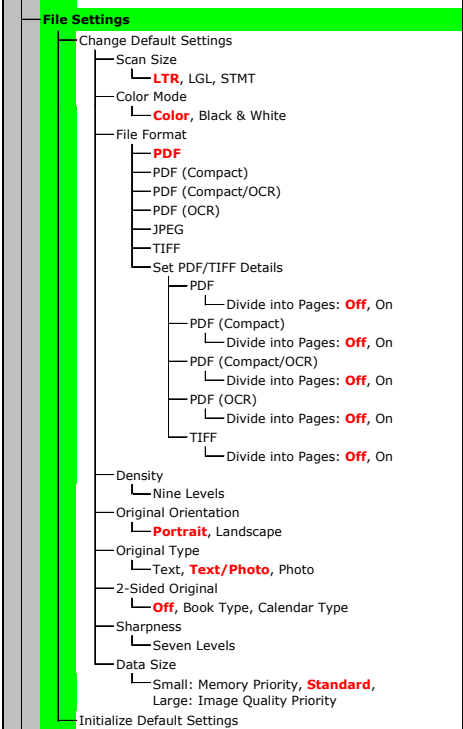
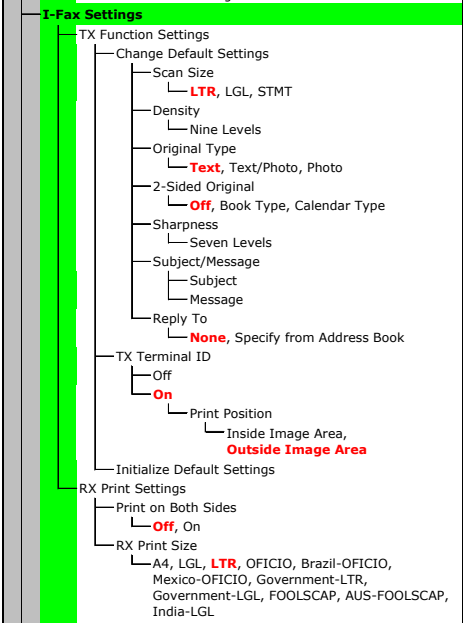
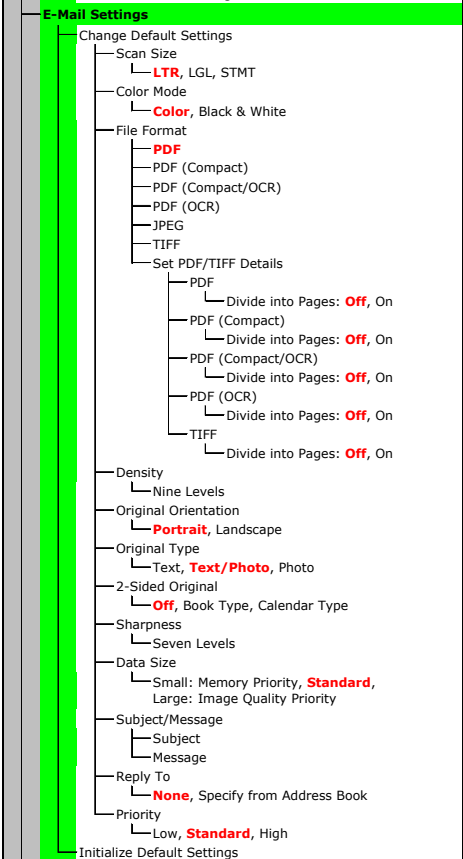
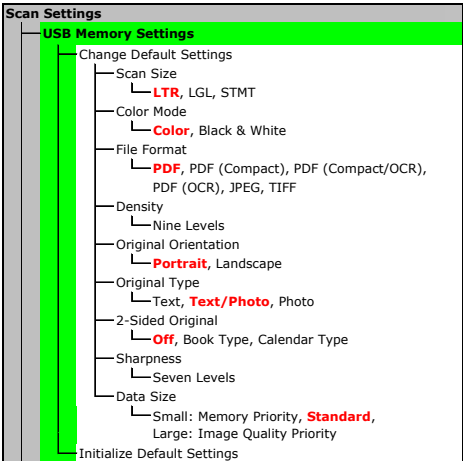
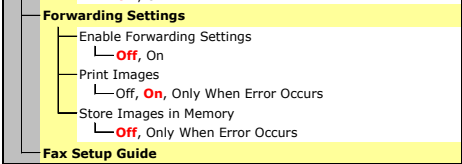
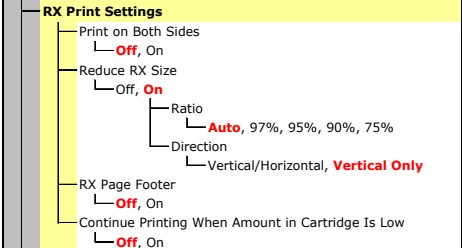
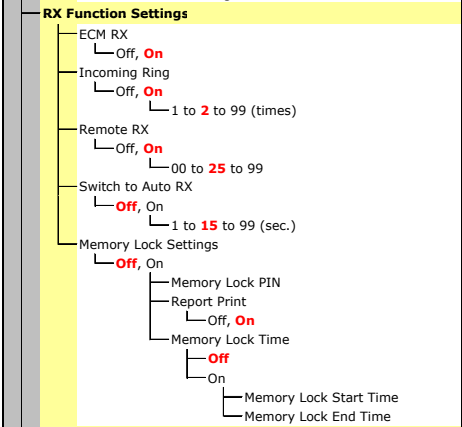
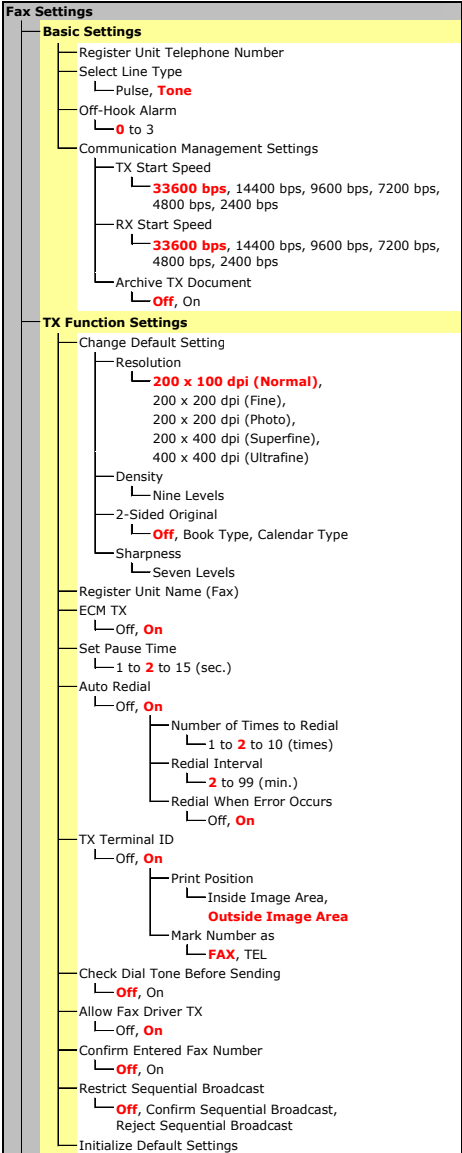
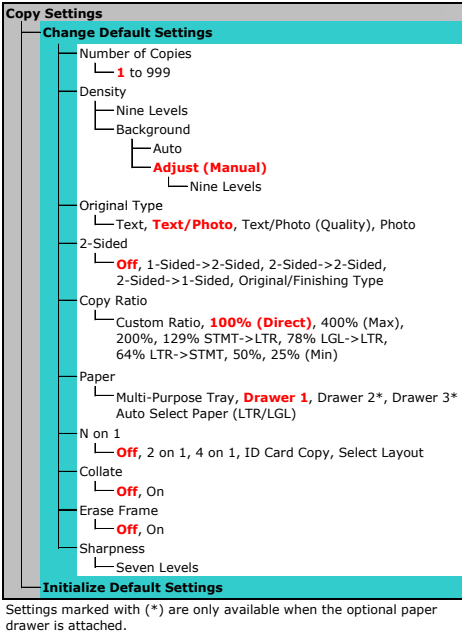
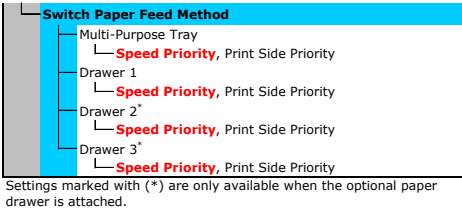
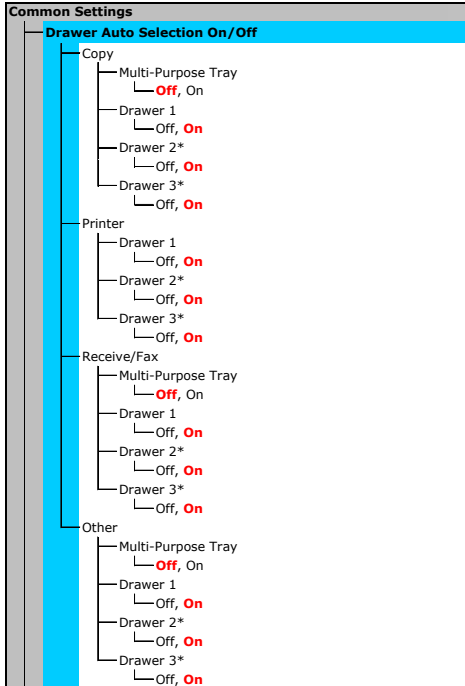
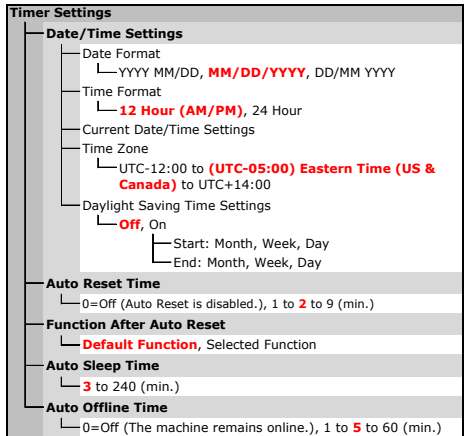

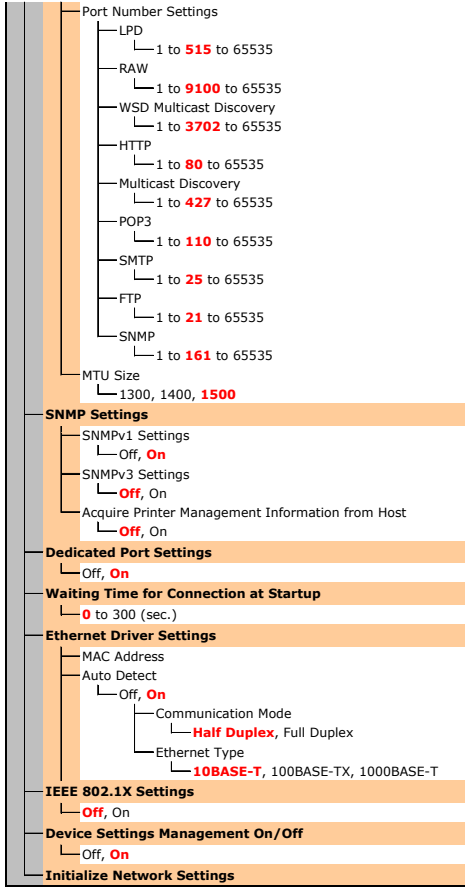
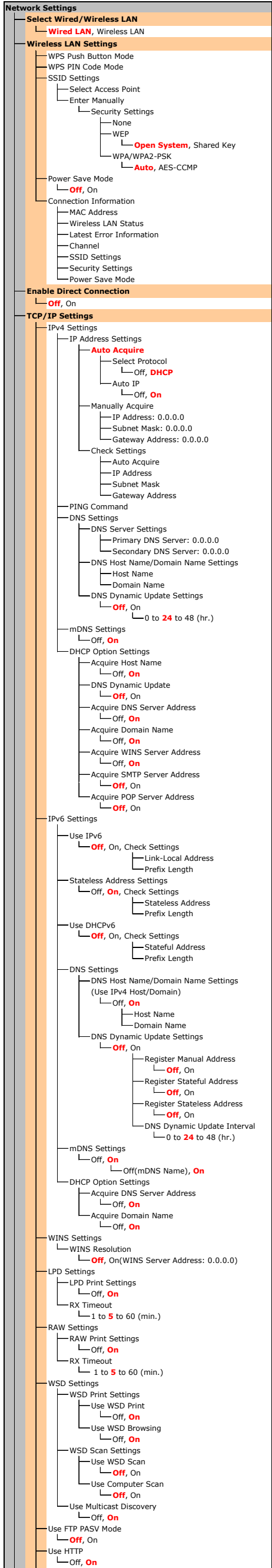


# Menu Route Map



# Menu Route Map

<b>Memory Media Print Settings</b>
<b>Change Default Settings</b>
Number of Copies <ul style="list-style-type: none"><li>1 to 99</li></ul>
Paper <ul style="list-style-type: none"><li>Multi-Purpose Tray, <b>Drawer 1</b>, Drawer 2*, Drawer 3*</li></ul>
N on 1 <ul style="list-style-type: none"><li><b>Off</b>, 2 on 1, 4 on 1</li></ul>
2-Sided <ul style="list-style-type: none"><li><b>Off</b>, Book Type, Calendar Type</li></ul>
Print Quality <ul style="list-style-type: none"><li>Density<ul style="list-style-type: none"><li>17 Levels</li><li>Density (Fine Adjust)<ul style="list-style-type: none"><li>High: 17 Levels</li><li>Medium: 17 Levels</li><li>Low: 17 Levels</li></ul></li></ul></li><li>Toner Save<ul style="list-style-type: none"><li><b>Off</b>, On</li></ul></li></ul>
Set JPEG/TIFF Details <ul style="list-style-type: none"><li>Print Date<ul style="list-style-type: none"><li><b>Off</b>, On</li></ul></li><li>Print File Name<ul style="list-style-type: none"><li><b>Off</b>, On</li></ul></li><li>Original Type<ul style="list-style-type: none"><li><b>Photo Priority</b>, Text Priority</li></ul></li><li>Brightness<ul style="list-style-type: none"><li>Five Levels</li></ul></li><li>Halftones<ul style="list-style-type: none"><li>Gradation, <b>Error Diffusion</b></li></ul></li><li>Grayscale Conversion<ul style="list-style-type: none"><li>sRGB, <b>NTSC</b>, Uniform RGB</li></ul></li></ul>
Set PDF Details <ul style="list-style-type: none"><li>Enlarge/Reduce to Fit Paper Size<ul style="list-style-type: none"><li><b>Off</b>, On</li></ul></li><li>Enlarge Print Area<ul style="list-style-type: none"><li><b>Off</b>, On</li></ul></li><li>Print Comments<ul style="list-style-type: none"><li><b>Off</b>, <b>Auto</b></li></ul></li><li>Other<ul style="list-style-type: none"><li>Halftones<ul style="list-style-type: none"><li>Text: <b>Resolution</b>, Gradation, High Resolution</li><li>Graphics: <b>Resolution</b>, Gradation, High Resolution</li><li>Image: <b>Resolution</b>, Gradation, High Resolution</li></ul></li><li>Grayscale Conversion<ul style="list-style-type: none"><li>sRGB, <b>NTSC</b>, Uniform RGB</li></ul></li></ul></li></ul>
<b>Default Display Settings</b> <ul style="list-style-type: none"><li><b>Details</b>, Images</li></ul>
<b>File Sort Default Settings</b> <ul style="list-style-type: none"><li><b>Name (Ascending)</b>, Name (Descending), Date/Time (Ascending), Date/Time (Descending)</li></ul>
<b>File Name Display Format</b> <ul style="list-style-type: none"><li>Short File Name, <b>Long File Name</b></li></ul>
<b>Initialize Default Settings</b>

Settings marked with (\*) are only available when the optional paper drawer is attached.

<b>Printer Settings</b>
<b>Prioritize Driver Settings When Printing</b>
Multi-Purpose Tray <ul style="list-style-type: none"><li><b>Off</b>, On</li><li><b>Force Output</b>, Display Error</li></ul>
Drawer 1 <ul style="list-style-type: none"><li><b>Off</b>, On</li><li><b>Force Output</b>, Display Error</li></ul>
Drawer 2* <ul style="list-style-type: none"><li><b>Off</b>, On</li><li><b>Force Output</b>, Display Error</li></ul>
Drawer 3* <ul style="list-style-type: none"><li><b>Off</b>, On</li><li><b>Force Output</b>, Display Error</li></ul>
<b>Copies</b> <ul style="list-style-type: none"><li>1 to 99</li></ul>
<b>2-Sided Printing</b> <ul style="list-style-type: none"><li><b>Off</b>, On</li></ul>
<b>Default Paper</b>
<b>Paper Size Override</b> <ul style="list-style-type: none"><li><b>Off</b>, On</li></ul>
<b>Print Quality</b>
Density <ul style="list-style-type: none"><li>17 Levels</li><li>Fine Adjust<ul style="list-style-type: none"><li>High: 17 Levels</li><li>Medium: 17 Levels</li><li>Low: 17 Levels</li></ul></li></ul>
Toner Save <ul style="list-style-type: none"><li><b>Off</b>, On</li></ul>
Resolution <ul style="list-style-type: none"><li>1200 dpi, <b>600 dpi</b></li></ul>
Barcode Adjustment Mode <ul style="list-style-type: none"><li><b>Off</b>, Mode 1, Mode 2, Mode 3</li></ul>
<b>Layout</b>
Binding Location <ul style="list-style-type: none"><li><b>Long Edge</b>, Short Edge</li></ul>
Gutter <ul style="list-style-type: none"><li>-1.90 to <b>0.00</b> to +1.90 (inches) or -50.0 to <b>00.0</b> to +50.0 (mm)</li></ul>
Offset Short Edge (Front) <ul style="list-style-type: none"><li>-2.00 to <b>0.00</b> to +2.00 (inches) or -50.0 to <b>00.0</b> to +50.0 (mm)</li></ul>
Offset Long Edge (Front) <ul style="list-style-type: none"><li>-2.00 to <b>0.00</b> to +2.00 (inches) or -50.0 to <b>00.0</b> to +50.0 (mm)</li></ul>
Offset Short Edge (Back) <ul style="list-style-type: none"><li>-2.00 to <b>0.00</b> to +2.00 (inches) or -50.0 to <b>00.0</b> to +50.0 (mm)</li></ul>
Offset Long Edge (Back) <ul style="list-style-type: none"><li>-2.00 to <b>0.00</b> to +2.00 (inches) or -50.0 to <b>00.0</b> to +50.0 (mm)</li></ul>
<b>Auto Error Skip</b> <ul style="list-style-type: none"><li><b>Off</b>, On</li></ul>
<b>Timeout</b> <ul style="list-style-type: none"><li>5 to <b>15</b> to 300 (sec.)</li></ul>
<b>Personality</b> <ul style="list-style-type: none"><li><b>Auto</b>, PS, PCL, PDF, XPS</li></ul>
<b>Prioritize Multi-Purpose Tray</b> <ul style="list-style-type: none"><li><b>Off</b>, On</li></ul>
<b>UFR II</b>
Halftones <ul style="list-style-type: none"><li>Text<ul style="list-style-type: none"><li><b>Resolution</b>, Color Tone, Gradation, High Resolution</li></ul></li><li>Graphics<ul style="list-style-type: none"><li>Resolution, <b>Color Tone</b>, Gradation, High Resolution</li></ul></li><li>Images<ul style="list-style-type: none"><li>Resolution, <b>Color Tone</b>, Gradation, High Resolution</li></ul></li></ul>

<b>PCL</b>
Paper Save <ul style="list-style-type: none"><li><b>Off</b>, On</li></ul>
Orientation <ul style="list-style-type: none"><li><b>Portrait</b>, Landscape</li></ul>
Font Number <ul style="list-style-type: none"><li>0 to 104</li></ul>
Point Size <ul style="list-style-type: none"><li>4.00 to <b>12.00</b> to 999.75 (point)</li></ul>
Pitch <ul style="list-style-type: none"><li>0.44 to <b>10.00</b> to 99.99 (dpi)</li></ul>
Form Lines <ul style="list-style-type: none"><li>5 to <b>60</b> to 128 (lines)</li></ul>
Character Code <ul style="list-style-type: none"><li>ARABIC8, DESKTOP, GREEK8, HEBREW7, HEBREW8, ISO4, ISO6, ISO11, ISO15, ISO17, ISO21, ISO60, ISO69, ISOCYR, ISOGRK, ISOHEB, ISOL1, ISOL2, ISOL5, ISOL6, LEGAL, MATH8, MCTEXT, MSPUBL, PC775, <b>PC8</b>, PC850, PC851, PC852, PC862, PC864, PC866, PC8DN, PC8GRK, PC8TK, PC1004, PIFONT, PSMATH, PSTEXT, ROMAN8, VNINTL, VNMATH, VNUS, WIN30, WINARB, WINBALT, WINCYR, WINGRK, WINL1, WINL2, WINL5</li></ul>
Custom Paper <ul style="list-style-type: none"><li><b>Off</b>, On</li></ul>
Unit of Measure <ul style="list-style-type: none"><li>Millimeters, <b>Inches</b></li></ul>
X dimension <ul style="list-style-type: none"><li>3 to <b>8 1/2</b> (inches) or 77 to <b>216</b> (mm)</li></ul>
Y dimension <ul style="list-style-type: none"><li>5 to <b>14</b> (inches) or 127 to <b>356</b> (mm)</li></ul>
Append CR to LF <ul style="list-style-type: none"><li>Yes, <b>No</b></li></ul>
Enlarge A4 Print Width <ul style="list-style-type: none"><li><b>Off</b>, On</li></ul>
Halftones <ul style="list-style-type: none"><li>Text<ul style="list-style-type: none"><li><b>Resolution</b>, Color Tone, Gradation, High Resolution</li></ul></li><li>Graphics<ul style="list-style-type: none"><li>Resolution, <b>Color Tone</b>, Gradation, High Resolution</li></ul></li><li>Images<ul style="list-style-type: none"><li>Resolution, <b>Color Tone</b>, Gradation, High Resolution</li></ul></li></ul>
BarDIMM <ul style="list-style-type: none"><li>Enable, <b>Disable</b></li></ul>
FreeScale <ul style="list-style-type: none"><li><b>Off</b>, <b>~</b>, <b>,</b>, <b>#</b>, <b>\$</b>, <b>/</b>, <b>\</b>, <b>?</b>, <b>{</b>, <b>}</b>, <b> </b></li></ul>
<b>PS</b>
Job Timeout <ul style="list-style-type: none"><li>0 to 3600 (sec.)</li></ul>
Print PS Errors <ul style="list-style-type: none"><li><b>Off</b>, On</li></ul>
Halftones <ul style="list-style-type: none"><li>Text<ul style="list-style-type: none"><li><b>Resolution</b>, Gradation, High Resolution</li></ul></li><li>Graphics<ul style="list-style-type: none"><li><b>Resolution</b>, Gradation, High Resolution</li></ul></li><li>Images<ul style="list-style-type: none"><li><b>Resolution</b>, Gradation, High Resolution</li></ul></li></ul>
Grayscale Conversion <ul style="list-style-type: none"><li>sRGB, <b>NTSC</b>, Uniform RGB</li></ul>
<b>PDF</b>
Enlarge/Reduce to Fit Paper Size <ul style="list-style-type: none"><li><b>Off</b>, On</li></ul>
Enlarge Print Area <ul style="list-style-type: none"><li><b>Off</b>, On</li></ul>
N on 1 <ul style="list-style-type: none"><li><b>Off</b>, 2 on 1, 4 on 1, 6 on 1, 8 on 1, 9 on 1, 16 on 1</li></ul>
Print Comments <ul style="list-style-type: none"><li><b>Off</b>, <b>Auto</b></li></ul>
Halftones <ul style="list-style-type: none"><li>Text<ul style="list-style-type: none"><li><b>Resolution</b>, Gradation, High Resolution</li></ul></li><li>Graphics<ul style="list-style-type: none"><li><b>Resolution</b>, Gradation, High Resolution</li></ul></li><li>Images<ul style="list-style-type: none"><li><b>Resolution</b>, Gradation, High Resolution</li></ul></li></ul>
Grayscale Conversion <ul style="list-style-type: none"><li>sRGB, <b>NTSC</b>, Uniform RGB</li></ul>
<b>XPS</b>
Halftones <ul style="list-style-type: none"><li>Text<ul style="list-style-type: none"><li><b>Resolution</b>, Gradation, High Resolution</li></ul></li><li>Graphics<ul style="list-style-type: none"><li><b>Resolution</b>, Gradation, High Resolution</li></ul></li><li>Images<ul style="list-style-type: none"><li><b>Resolution</b>, Gradation, High Resolution</li></ul></li></ul>
Grayscale Conversion <ul style="list-style-type: none"><li>sRGB, <b>NTSC</b>, Uniform RGB</li></ul>
Compressed Image Output <ul style="list-style-type: none"><li><b>Output</b>, Display Error</li></ul>

Settings marked with (\*) are only available when the optional paper

<b>Adjustment/Maintenance</b>
<b>Adjust Copy Image</b>
<b>Display Timing for Cartridge Preparation Notification</b> <ul style="list-style-type: none"><li><b>Auto</b></li><li>Custom</li></ul>
<b>Printer Density</b> <ul style="list-style-type: none"><li>Nine Levels</li></ul>
<b>Toner Save</b> <ul style="list-style-type: none"><li><b>Off</b>, On</li></ul>
<b>Special Processing</b>
Special Paper Processing <ul style="list-style-type: none"><li>Paper Wrinkle Correction<ul style="list-style-type: none"><li><b>Off</b>, Mode 1, Mode 2</li></ul></li><li>Paper Curl Correction<ul style="list-style-type: none"><li><b>Off</b>, Mode 1, Mode 2</li></ul></li><li>Speed Priority for Plain L Paper<ul style="list-style-type: none"><li><b>Off</b>, On</li></ul></li><li>High-Resistance Paper Mode<ul style="list-style-type: none"><li><b>Off</b>, Mode 1, Mode 2</li></ul></li><li>Smudge Reduction Mode<ul style="list-style-type: none"><li><b>Off</b>, On</li></ul></li></ul>
Special Printing Mode A <ul style="list-style-type: none"><li><b>Off</b>, <b>Mode 1</b>, Mode 2, Mode 3, Mode 4</li></ul>
Special Printing Mode Z <ul style="list-style-type: none"><li><b>Off</b>, <b>Mode 1</b>, Mode 2, Mode 3</li></ul>
Special Printing Mode B <ul style="list-style-type: none"><li><b>Off</b>, Mode 1, Mode 2, Mode 3</li></ul>
Special Printing Mode D <ul style="list-style-type: none"><li><b>Off</b>, On</li></ul>
<b>Clean Fixing Assembly</b>
<b>Clean Feeder</b>

<b>System Management Settings</b>
<b>Network Settings</b> <ul style="list-style-type: none"><li>-&gt;Network Settings</li></ul>
<b>System Manager Information Settings</b> <ul style="list-style-type: none"><li>System Manager ID and PIN<ul style="list-style-type: none"><li>System Manager ID</li><li>System Manager PIN</li></ul></li><li>System Manager Name</li></ul>
<b>Device Information Settings</b> <ul style="list-style-type: none"><li>Device Name</li><li>Location</li></ul>
<b>Department ID Management On/Off</b> <ul style="list-style-type: none"><li><b>Off</b>, On</li></ul>
<b>Security Settings</b> <ul style="list-style-type: none"><li>Use TLS<ul style="list-style-type: none"><li><b>Off</b>, On</li></ul></li><li>Use IPSec<ul style="list-style-type: none"><li><b>Off</b>, On</li></ul></li><li>IPv4 Address Filter<ul style="list-style-type: none"><li>Outbound Filter<ul style="list-style-type: none"><li><b>Off</b>, On</li></ul></li><li>Inbound Filter<ul style="list-style-type: none"><li><b>Off</b>, On</li></ul></li></ul></li><li>IPv6 Address Filter<ul style="list-style-type: none"><li>Outbound Filter<ul style="list-style-type: none"><li><b>Off</b>, On</li></ul></li><li>Inbound Filter<ul style="list-style-type: none"><li><b>Off</b>, On</li></ul></li></ul></li><li>MAC Address Filter<ul style="list-style-type: none"><li>Outbound Filter<ul style="list-style-type: none"><li><b>Off</b>, On</li></ul></li><li>Inbound Filter<ul style="list-style-type: none"><li><b>Off</b>, On</li></ul></li></ul></li></ul>
<b>Select Country/Region</b> <ul style="list-style-type: none"><li><b>United States (US)</b>, Canada (CA), Brazil (BR), Mexico (MX), Other</li></ul>
<b>Remote UI Settings</b> <ul style="list-style-type: none"><li>Use Remote UI<ul style="list-style-type: none"><li><b>Off</b>, <b>On</b></li></ul></li><li>Remote UI Access Security Settings<ul style="list-style-type: none"><li><b>Off</b>, On</li><li>Remote UI Access PIN</li></ul></li></ul>
<b>Auto Online for Remote Scan</b> <ul style="list-style-type: none"><li><b>Off</b>, <b>On</b></li></ul>
<b>Restrict TX Function</b> <ul style="list-style-type: none"><li>Address Book PIN</li><li>Restrict New Destinations<ul style="list-style-type: none"><li><b>Off</b>, On</li></ul></li><li>Restrict Resending from Log<ul style="list-style-type: none"><li><b>Off</b>, On</li></ul></li><li>Coded Dial TX Confirmation<ul style="list-style-type: none"><li><b>Off</b>, On</li></ul></li></ul>
<b>Display Job Log</b> <ul style="list-style-type: none"><li><b>Off</b>, <b>On</b></li></ul>
<b>Use as USB Device</b> <ul style="list-style-type: none"><li><b>Off</b>, <b>On</b></li></ul>
<b>Store to USB Memory</b> <ul style="list-style-type: none"><li><b>Off</b>, On</li></ul>
<b>Memory Media Print On/Off</b> <ul style="list-style-type: none"><li><b>Off</b>, On</li></ul>
<b>Enable Product Extended Survey Program</b> <ul style="list-style-type: none"><li><b>Off</b>, <b>On</b></li></ul>
<b>Display Consumables Information (RUI/Toner Status)</b> <ul style="list-style-type: none"><li>Display Consumables Purchase Button (RUI)<ul style="list-style-type: none"><li><b>Off</b>, <b>On</b></li></ul></li><li>Toner Status Settings<ul style="list-style-type: none"><li><b>Off</b>, <b>On</b> (Displ. Consumbls. Purchase Btn.)</li></ul></li></ul>
<b>Enable Canon Mobile Scanning</b> <ul style="list-style-type: none"><li><b>Off</b>, <b>On</b></li></ul>
<b>Google Cloud Print Settings</b> <ul style="list-style-type: none"><li>Enable Google Cloud Print<ul style="list-style-type: none"><li><b>Off</b>, <b>On</b></li></ul></li><li>Google Cloud Print Registration Status</li></ul>
<b>Notify to Check Paper Settings</b> <ul style="list-style-type: none"><li><b>Off</b>, <b>On</b></li></ul>
<b>Import/Export of Settings</b> <ul style="list-style-type: none"><li>Import</li><li>Export</li></ul>
<b>Secure Print Settings</b> <ul style="list-style-type: none"><li><b>Off</b>, <b>On</b> (Secure Print Deletion Time)<ul style="list-style-type: none"><li>10 to <b>30</b> to 240 (min.)</li></ul></li></ul>
<b>PDL Selection (Plug and Play)</b> <ul style="list-style-type: none"><li>Network<ul style="list-style-type: none"><li>Fax, <b>UFR II</b>, UFR II (V4), PCL6, PS</li></ul></li><li>USB<ul style="list-style-type: none"><li>Fax, <b>UFR II</b>, UFR II (V4), PCL6, PS</li></ul></li></ul>
<b>Update Firmware</b> <ul style="list-style-type: none"><li>Via PC</li><li>Via Internet</li><li>Version Information</li></ul>
<b>Register License</b>
<b>Initialize Key and Certificate</b>
<b>Initialize Address Book</b>
<b>Initialize Menu</b> <ul style="list-style-type: none"><li>Preferences</li><li>Timer Settings</li><li>Common Settings</li><li>Copy Settings</li><li>Fax Settings</li><li>Scan Settings</li><li>Memory Media Print Settings</li><li>Printer Settings</li><li>System Management Settings<ul style="list-style-type: none"><li>Network Settings</li><li>System Manager Information Settings</li><li>Device Information Settings</li><li>Department ID Management On/Off</li><li>Security/Remote UI Settings</li><li>Auto Online for Remote Scan</li><li>Restrict TX Function</li><li>Register LDAP Server</li><li>Authentication Settings for Send Function</li><li>Display Job Log</li><li>Use as USB Device</li><li>Store to USB Memory</li><li>Memory Media Print On/Off</li><li>Enable Product Extended Survey Program</li><li>Information for Purchasing Consumables</li><li>Enable Canon Mobile Scanning</li><li>Google Cloud Print Settings</li><li>Notify to Check Paper Settings</li><li>Secure Print Settings</li><li>PDL Selection (Plug and Play)</li><li>Initialize All</li></ul></li></ul> <li>Initialize All</li>
<b>Initialize All Data/Settings</b>