

Important Safety Instructions

This chapter provides important safety instructions for the prevention of injury to users of this machine and others, and damage to property. Read this chapter before using the machine and follow the instructions to ensure that you use the machine properly. The Canon online manual site (<https://oip.manual.canon/>) also provides information on this machine. Read this information also to ensure correct use.

Do not perform any operations not described in this manual. Canon will not be responsible for any damages resulting from operations not described in this manual, improper use, or repairs or modifications not performed by Canon or a third party authorized by Canon. Unless otherwise stated, the illustrations used in this manual are for the imageRUNNER ADVANCE DX C3935i with the following optional equipment attached:

- Single Pass DADF-C
- Inner 2way Tray-M
- Cassette Feeding Unit-AW

WARNING

Indicates a warning concerning operations that may lead to death or serious personal injury if not performed correctly. To ensure that you use the machine safely, always observe these warnings.

CAUTION














Indicates a precaution for preventing the risk of personal injury or property damage other than a product fault due to improper use of the machine. To ensure that you use the machine safely, always observe these cautions.

IMPORTANT

Indicates important operational requirements and restrictions that should always be observed when using this machine. Always observe these important items to avoid malfunctions, faults or property damage due to improper machine operation.

Safety-related Symbols

The following symbols are used on this product:

-  Power switch (On)
-  Power switch (Off)
-  Power switch (Stand-by)
-  Push-button switch (On  / Off 
-  Protective earthing terminal
-  Electric shock warning: Hazardous voltage inside. Do not remove the cover.
-  High temperature warning. Do not touch.
-  Class II equipment
-  Contains moving parts. Keep hands and other body parts away from moving parts.
-  Electric shock warning: Unplug all power cords from the power outlet.
-  Sharp edges. Keep hands and other body parts away from sharp edges.

NOTE

Some models may use other symbols not listed here.

Installation

To ensure that you use this machine safely read the following precautions carefully before installing the machine in a suitable location.

WARNING

Do not install in the locations listed below

Doing so may result in a fire or electric shock.

- Locations that risk blocking the ventilation slots (too close to walls or curtains or on materials such as deep-pile carpets)
- Damp or dusty locations
- Near heating appliances or open flames
- Near alcohol, paint thinners or other flammable substances

Do not use a wireless LAN close to medical equipment (only for products with a wireless LAN function)

Radio waves can interfere with medical equipment and cause malfunctions that may lead to accidents.

CAUTION

Do not install in the locations listed below

Doing so could result in a fault or adversely affect people or other equipment.

- Outdoors or in locations exposed to direct sunlight
- Locations subject to temperature and humidity extremes, whether low or high
- Locations subject to dramatic changes in temperature or humidity
- Near equipment that generates magnetic or electromagnetic waves
- Near electronic devices or precision equipment, such as TVs, radios and computers
- Laboratories or other locations where chemical reactions occur
- Locations heavily exposed to aerosol sprays, ammonia or other corrosive gases
- Locations subject to instability or vibration
- Surfaces that may warp under the weight of the machine or into which the machine is liable to sink (carpets, straw matting, beds, etc.)
- Locations where air ventilated from the machine directly impacts people

Provide adequate ventilation during use

This machine generates small amounts of ozone and other emissions during normal use. These amounts are too low to be harmful to humans. However, poorly ventilated rooms should be adequately ventilated during extended use or long print runs.

Do not remove the leveling feet after installation (only for products with leveling feet)

Doing so may cause the machine to move or tip over, resulting in injury.

imageRUNNER
ADVANCE DX
C3935i
C3930i/C3930
C3926i/C3926
C3922i/C3922

IMPORTANT

When using a wireless LAN (only for products with a wireless LAN function)

- Install the machine no more than 50 meters from the wireless LAN router.
- As much as possible, install in a location where communication is not blocked by intervening objects. The signal may be degraded when passing through walls or floors.
- Install the machine as far as possible from digital cordless phones, microwave ovens or other equipment that emits radio waves.

Connecting the telephone line (only for machines that support faxes)

In certain circumstances, this machine may not be able to communicate via some telephone lines or in some regions. One such example is when the total resistance of the telephone line and the machine exceeds 1700Ω. In this event, contact your dealer or service representative.

- This machine conforms to an analog telephone line standard and can only be connected to ordinary subscriber telephone lines. Connecting the machine to a business line or other dedicated line may result in faults. Always check the line before connecting.

Avoid installing the machine on a sheet or the like made of material with low thermal resistance.

- This machine includes a built-in paper drawer heater. Installing the machine without optional products installed on surfaces with low resistance to heat, such as a plastic desk mat, may result in heat-induced degradation of the desk mat.

About cables

- Use a modular cable that is shorter than 3 meters.
- Use a USB cable that is shorter than 3 meters.

Power Supply

WARNING

Using the power plug and cord correctly

Improper use may result in a fire or electric shock.

- Check that the power supply used for the machine is safe and has a stable voltage.
- Use only a power supply that meets the specified voltage requirements.
- Connect the machine to a securely grounded power outlet using the power cord provided.
- Do not use power cords other than the cord provided.
- The power cord provided should only be used with this machine.
- If you plug this machine into a power outlet with multiple sockets, do not use the remaining sockets to connect other devices.
- Do not use extension cords.
- Run the power cord so as to avoid any risk of tripping over the cord.
- Do not modify, pull, unduly bend or otherwise damage the power cord.

- Do not place heavy objects on the power cord.
- Do not bundle the power cord or tie it in a knot.
- Do not run the power cord close to a heating appliance.
- Do not plug in and unplug the power connector frequently.
- Do not subject the power connector to strong impacts.
- Plug the power plug fully into the power outlet, ensuring that it is securely inserted.
- Do not touch the machine during a thunderstorm.
- Do not plug in or unplug the power plug with wet hands.
- During holidays or other times when the machine will not be used for long periods, turn the machine off and unplug it from the power supply.

IMPORTANT

- Install this machine near the power outlet and leave sufficient space around the power plug so that it can be quickly unplugged in an emergency.
- Do not connect the power cord to an uninterruptible power supply. Doing so may result in a malfunction or fault if a power failure occurs.
- Do not connect the power cord to the auxiliary power outlet on a computer.
- We recommend using a power outlet wired via a household earth-leakage circuit breaker.
- Electrical noise may cause this machine to malfunction or lose data.
- After disconnecting power cord, wait at least 5 seconds before reconnection.
- A voltage drop that exceeds the permitted range may result in a malfunction or loss of data in the machine and any connected computers.
- For information on your power supply, contact your power supplier or your local electrical contractor.

Handling

WARNING

Observe the following

Improper handling may lead to a fire, electric shock or burns.

- If the machine makes an unusual noise, emits an unusual smell, emits smoke or excessive heat, or if any parts are damaged, immediately unplug the machine from the power outlet and contact your dealer or service representative.
- Do not disassemble or modify this machine.
- Place the machine such that the power cord and other cables and the gears and electrical parts inside the machine are well out of the reach of children.
- Do not place jewelry or other metal objects or containers filled with liquid on the machine.
- Do not use flammable sprays near this machine.
- When moving this machine, always turn the machine off at the power switch, unplug the machine from the power outlet and then disconnect the power cord and interface cables.
- When connecting or disconnecting a USB cable while the machine is still plugged into a power outlet, do not touch the metal part of the connector.
- Do not connect unapproved products to ports on this machine (power outlet, connector ports, etc.).

Cleaning and maintaining this machine

Improper cleaning may result in machine malfunctions,

fire, electric shock or static electricity.

- You should clean this machine regularly.
- Before cleaning, always turn the machine off and unplug it from the power outlet.
- Unplug the power plug periodically and wipe the machine with a dry cloth to remove dust and grime.
- Clean the machine using a cloth moistened with water and then thoroughly wrung out. Do not use alcohol, benzene, paint thinners or other flammable substances and do not use tissue paper or paper towels.
- Regularly check the machine for overheating, rusting, dents, scratches and cracks.

Users of cardiac pacemakers

This machine and its toner cartridges emit low levels of magnetism and ultrasonic waves. If you use a cardiac pacemaker and experience any abnormalities, move away from the machine and consult your physician.

CAUTION

Take care not to drop heavy objects, on the platen glass

Doing so may damage the platen glass and result in injury.

Observe the following

Failure to do so may result in injury, faults or paper jams.

- Do not place heavy objects on this machine.
- Take care not to trap your hands when using parts that open and close.
- The rollers and other moving parts should be kept away from hands, loose-fitting clothing, dangling accessories, etc., that could get caught in them.
- Take care to avoid cutting your hands or fingers on paper or machine parts when replenishing the paper or clearing paper jams.
- Do not subject the machine to strong impacts or shaking.
- Do not use undue force when opening and closing doors, covers or drawers, etc. on the machine.
- Do not turn this machine off while it is printing.
- Do not open and close any covers or remove or add paper while the machine is running.
- Do not put your hands inside the machine unless absolutely necessary.

Contact Canon when moving the machine

To move the machine, always contact your dealer or service representative beforehand. Do not attempt to move the machine yourself.

Using the feeders or platen cover correctly

Improper use may result in injury.

- When making copies of items such as thick books on the platen glass, do not press down hard enough to damage the feeder or platen cover.
- Close the feeder or platen cover slowly.
- Do not slide your hand or fingers fully into the feeder or platen cover.



Do not put your hands or fingers into the following parts of the finisher (only for machines with the Booklet Finisher installed)

Doing so may result in injury. Pay particular attention to the staples themselves.

- Locations in the tray that will be stapled
- Rollers

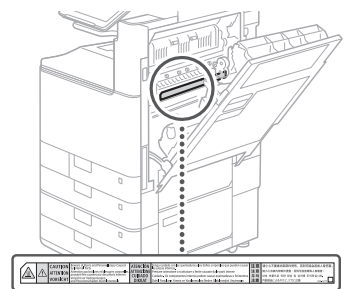
Do not put your hand into the machine while the paper drawers are removed (only for machines with paper drawers installed)

Doing so may result in injury.

Do not touch high-temperature or high-voltage components

Doing so may result in burns or other injury.

- Do not touch parts of the machine other than those specified in the manual.
- Immediately after use, the inside of the machine and the paper eject slots are hot and should not be touched.
- Printed paper may become hot during continuous printing and should be handled with care.

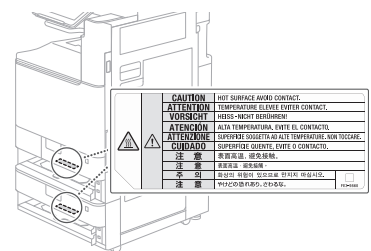


Cassette Heater

(only for products with a cassette heater)

When inspecting the inside of the machine with the paper drawer removed, take care not to directly touch the area surrounding the heater.

Alternatively, turn off the power to the machine and wait until it has fully cooled down before inspecting it. Inspecting the machine while still hot may result in burns, including low-temperature burns.



Standard / regulation

Product name

In some sales regions, this product may be registered under the names in parentheses () below in accordance with local safety regulations.

imageRUNNER ADVANCE DX C3935i/C3930i/C3930/C3926i/C3926/C3922i/C3922 (F810300)

EMC requirements of EU Directive

This equipment conforms with the essential EMC requirements of EU Directive. We declare that this product conforms with the EMC requirements of EU Directive at nominal mains input 230 V, 50 Hz, although the rated input of the product is 220 to 240 V, 50/60 Hz.

Use of Shielded cable is necessary to comply with the technical EMC requirements of EU Directive.

E-Waste Rules

-India only-

This product is not to be disposed of with your household waste, according to the E-Waste (Management) Rules, 2016. This product should be handed over to a designated collection point, e.g., to an authorized collection site for recycling waste electrical and electronic equipment (EEE). Improper handling of this type of waste could have a possible negative impact on the environment and human health due to potentially hazardous substances that are generally associated with EEE. At the same time, your cooperation in the correct disposal of this product will contribute to the effective usage of natural resources. For more information regarding return and recycling of WEEE products, please visit <https://in.canon/en/consumer/web/e-waste> or write to us at cipl.ewaste@canon.co.in. Also, this product complies with the "E-Waste (Management) Rules, 2016" and prohibits use of lead, mercury, hexavalent chromium, polybrominated biphenyls or polybrominated diphenyl ethers in concentrations exceeding 0.1 % by weight and 0.01 % by weight for Cadmium, except for the exemptions set in Schedule II of the Rule.



WARNING

Observe the following laser-related precautions

Any direct eye exposure to stray laser beams escaping the machine may be harmful to the eyes.

- Never open covers other than those indicated in the instructions in the manual for this machine.
- Never use controls, adjustments or operation procedures other than those stipulated in the manual as doing so could result in exposure to hazardous radiation.

IMPORTANT

- This product is confirmed as a Class 1 laser product as defined in IEC60825-1:2014 and EN60825-1:2014.

CLASS 1 LASER PRODUCT

LASER KLASSE 1

APPAREIL À LASER DE CLASSE 1

APPARECCHIO LASER DI CLASSE 1

PRODUCTO LÁSER DE CLASE 1

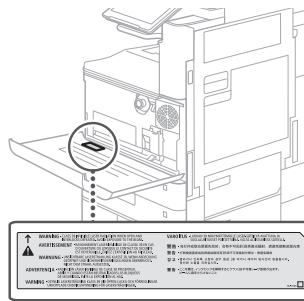
APARELHO A LASER DE CLASSE 1

LUOKAN 1 LASER-TUOTE

LASERPRODUKT KLASS 1

Laser beams can be harmful to humans. This machine is fitted with covers and an outer casing that blocks laser beams, so there is no risk of laser beams escaping the machine during normal use.

Laser Safety Caution



Appendix

Legal Limitations on the Usage of Your Product and the Use of Images

Legal Limitations on the Usage of Your Product and the Use of Images

Using your product to scan, print or otherwise reproduce certain documents, and the use of such images as scanned, printed or otherwise reproduced by your product, may be prohibited by law and may result in criminal and/or civil liability. A non-exhaustive list of these documents is set forth below. This list is intended to be a guide only. If you are uncertain about the legality of using your product to scan, print or otherwise reproduce any particular document and/or the use of the images scanned, printed or otherwise reproduced, you should consult your legal advisor for guidance beforehand.

- Paper Money
- Travelers Checks
- Money Orders
- Food Stamps
- Certificates of Deposit
- Passports
- Postage Stamps (canceled or uncanceled)
- Immigration Papers
- Identifying Badges or Insignias
- Internal Revenue Stamps (canceled or uncanceled)
- Selective Service or Draft Papers
- Bonds or Other Certificates of Indebtedness
- Checks or Drafts Issued by Governmental Agencies
- Stock Certificates
- Motor Vehicle Licenses and Certificates of Title
- Copyrighted Works/Works of Art without Permission of Copyright Owner

Consumables

WARNING

Observe the following precautions when handling consumables

Improper handling may lead to burns or a fire.

- Do not throw waste toner containers, or toner cartridges into an open flame.
- Do not store waste toner containers, toner cartridges,

or paper in locations exposed to an open flame.

- If you accidentally spill or scatter toner, carefully sweep up the toner particles or wipe them up with a damp cloth in a way that prevents inhalation. Do not use an ordinary vacuum cleaner to clean up spilled toner. Only models with safeguards against dust explosions should be used.

CAUTION

Observe the following precautions when handling consumables

Improper handling may result in burns or be harmful to your health. If any toner is ingested or gets into your eyes or mouth, consult a physician immediately.

- Keep toner and other consumables out of the reach of small children.
- Do not disassemble toner cartridges or other consumables.
- If toner leaks from a toner cartridge, take care not to ingest the toner or allow it to directly touch your skin. If you get toner on your skin, wash it off with soap and cold water. If any irritation persists after washing, consult a physician immediately.
- When removing the waste toner container, take care not to drop it.

IMPORTANT

- When performing tasks such as removing jammed paper or replacing toner or other consumables, take care not to get any toner on your hands or clothing.
- If toner gets on your clothing or hands, immediately wash the affected area with cold water. Washing with hot water may fix the toner and result in permanent staining.

About This Manual

Trademarks

- QR Code is a trademark of DENSO WAVE INCORPORATED.
- All brand names and product names appearing on this document are registered trademarks or trademarks of their respective owners.

Disclaimers

- The information in this document is subject to change without notice.
- CANON INC. MAKES NO WARRANTY OF ANY KIND WITH REGARD TO THIS MANUAL, EITHER EXPRESS OR IMPLIED, EXCEPT AS STIPULATED HEREIN, INCLUDING WITHOUT LIMITATION THEREOF WARRANTIES AS TO MARKETABILITY, MERCHANTABILITY, FITNESS FOR A PARTICULAR PURPOSE OF USE, OR NON-INFRINGEMENT OF PATENT RIGHTS. CANON INC. SHALL NOT BE LIABLE FOR ANY DIRECT, INCIDENTAL OR CONSEQUENTIAL DAMAGES OF ANY NATURE, NOR FOR LOSSES OR EXPENSES RESULTING FROM THE USE OF THIS MANUAL.

Copyright

Unauthorized reproduction of the contents of this document in whole or in part is prohibited.

Third Party Software

This Canon product (the "PRODUCT") includes third-party software modules. Use and distribution of these software modules, including any updates of such software modules (collectively, the "SOFTWARE") are subject to license conditions (1) through (9) below.

- (1) You agree that you will comply with any applicable export control laws, restrictions or regulations of the countries involved in the event that this PRODUCT including the SOFTWARE is shipped, transferred or exported into any country.
- (2) Rights holders of the SOFTWARE retain in all respects the title, ownership and intellectual property rights in and to the SOFTWARE. Except as expressly provided herein, no license or right, expressed or implied, is hereby conveyed or granted by rights holders of the SOFTWARE to you for any intellectual property of rights holders of the SOFTWARE.
- (3) You may use the SOFTWARE solely for use with the PRODUCT.
- (4) You may not assign, sublicense, market, distribute, or transfer the SOFTWARE to any third party without prior written consent of rights holders of the SOFTWARE.
- (5) Notwithstanding the foregoing, you may transfer the SOFTWARE only when (a) you assign all of your rights to the PRODUCT and all rights and obligations under the license conditions to transferee and (b) such transferee agrees to be bound by all these conditions.
- (6) You may not decompile, reverse engineer, disassemble or otherwise reduce the code of the SOFTWARE to human readable form.
- (7) You may not modify, adapt, translate, rent, lease or loan the SOFTWARE or create derivative works based on the SOFTWARE.
- (8) You are not entitled to remove or make separate copies of the SOFTWARE from the PRODUCT.
- (9) The human-readable portion (the source code) of the SOFTWARE is not licensed to you.

Notwithstanding (1) through (9) above, the PRODUCT includes third-party software modules accompanying the other license conditions, and these software modules are subject to the other license conditions. Please check Platform Version of the PRODUCT and refer to the other license conditions of third-party software modules described in Appendix of Manual for the corresponding Platform Version. This Manual is available at <https://oip.manual.canon/>.

By using the PRODUCT, you shall be deemed to have agreed to all applicable license conditions. If you do not agree to these license conditions, please contact your service representative.

V_221018

