



Multifunction printers

User's Guide (Notification of New and Enhanced Functions)

Contents

- Read This First 2**
- Changes to Functions 6**
 - Changes to System Specifications 7
- Changes to Settings/Registration 12**
 - Changed Items 13
- Other Changes to the User's Guide 15**
- Changes for Each Version 19**
 - Changes in Ver. 05.13 20
- Third Party Software 22**

Read This First

| | |
|------------------------------|----------|
| Read This First | 2 |
|------------------------------|----------|

Read This First

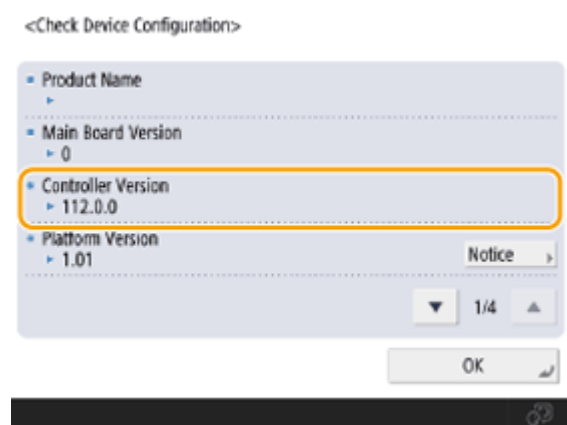
974X-000

This manual should be read in conjunction with the User's Guide. This manual describes added functions and other changes.

■ Checking The Version

Depending on the model, you may not be able to apply the latest Controller Version. Use the procedure below to check the version before reading this manual.

- 1** Press the [Counter/Device Information] key.
- 2** Press <Device Info./Other> ► <Check Device Configuration>.
- 3** Check the version in <Controller Version>.



■ How to Read This Manual

This section describes the screens, icons, and other items used in this manual. Markings and screens not explained here are as described in the User's Guide.

NOTE


- Depending on your model and options, some of the functions described may not apply to your machine.

Screen

Screens used in this manual may differ from the screen display of your machine depending on the model, optional equipment, and version.

Supported Models

The icons below indicate information that is limited to certain supported models. Some machines may not be available, depending on the country or region.

| | |
|-------------------------------------------------------------------------------------|------------------|
|  | All color models |
|-------------------------------------------------------------------------------------|------------------|

| | |
|------------------------|------------------------------------------------------------------------|
| Black&White | All black and white models |
| 1500 | Icons indicating individual products Example) 1500 : C1538iF |

NOTE

- Where the above icons are not shown, all models are supported.

Supported Versions

The supported models and corresponding controller versions for the additions and enhancements enabled by firmware updates are indicated below.



Supported in Controller Version Ver. 05.13 or later

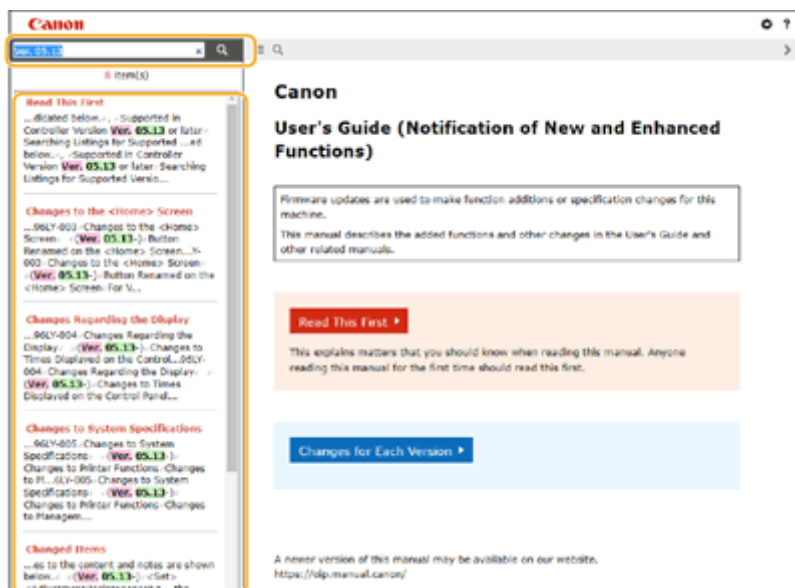
Searching Listings for Supported Versions

Search list page

- Allows you to search pages that list all the changes in each version. [▶Changes for Each Version\(P. 19\)](#) .

Search by keyword

- Searching by entering the version as a keyword (e.g. "Ver. 05.13") displays a list of pages that include that keyword. You can then search through the listed pages.



■ Configuring How this Manual is Displayed

You can resize the text of this manual and switch the screen layout to suit the machine on which it is displayed.

NOTE

- If you are unable to view the manual in PDF format, download Adobe Acrobat Reader from the Adobe Systems website (<https://get.adobe.com/reader/>).

■ Trademarks

Mopria®, the Mopria® Logo and the Mopria® Alliance logo are registered trademarks and service marks of Mopria Alliance, Inc. in the United States and other countries. Unauthorized use is strictly prohibited.

Google Cloud Print, Google Chrome, Chrome OS, and Chromebook are trademarks of Google LCC.

All other trademarks are the property of their respective owners.

Other product and company names herein may be the trademarks of their respective owners.

Changes to Functions

Changes to Functions 6

Changes to System Specifications 7

Changes to Functions

974X-002

This section describes the changes that apply to the functions of this machine.

► **Changes to System Specifications(P. 7)**

Changes to System Specifications

974X-003

1500

- ▶ Changes to Send Functions(P. 7)
- ▶ Changes to Printer Functions(P. 7)
- ▶ Changes to Management Functions(P. 8)
- ▶ Changes to System Environment(P. 9)
- ▶ Changes to Network Environment(P. 10)

■ Changes to Send Functions

The interfaces have changed as shown below.

Push Scan

| | |
|------------------|------------------------------------------------------------------------------------|
| Interface | 1000 Base-T/100 Base-TX/10 Base-T (IEEE 802.3 compliant), Wi-Fi (IEEE 802.11b/g/n) |
|------------------|------------------------------------------------------------------------------------|

Pull Scan

| | |
|----------------------|----------------------------------------------------------------------------------------------------------------------------------------------|
| Compatible OS | Windows 8.1/Windows 10/Windows 11/Windows Server 2012/Windows Server 2012 R2/ Windows Server 2016/Windows Server 2019/Windows Server 2022 |
| Interface | USB2.0High-Speed, 1000Base-T/100Base-TX/10Base-T (IEEE 802.3 compliant), Wi-Fi (IEEE 802.11b/g/n) |

■ Changes to Printer Functions

The operating systems (OS) that support the printer functions and interfaces have changed as shown below.

UFR II Printer Function

| | |
|----------------------|----------------------------------------------------------------------------------------------------------------------------------------------------------------------------------------------------------------------------------------|
| Compatible OS | <ul style="list-style-type: none"> • Windows 8.1/Windows 10/Windows 11/Windows Server 2012/Windows Server 2012 R2/ Windows Server 2016/Windows Server 2019/Windows Server 2022 • Mac OS X (10.11 or later) |
|----------------------|----------------------------------------------------------------------------------------------------------------------------------------------------------------------------------------------------------------------------------------|

PCL Printer Function

| | |
|----------------------|----------------------------------------------------------------------------------------------------------------------------------------------|
| Compatible OS | Windows 8.1/Windows 10/Windows 11/Windows Server 2012/Windows Server 2012 R2/ Windows Server 2016/Windows Server 2019/Windows Server 2022 |
|----------------------|----------------------------------------------------------------------------------------------------------------------------------------------|

PS Printer Function

| | |
|----------------------|------------------------------------------------------------------------------------------------------------------------------------------------------------------------------------------------------------------------------------------------------|
| Compatible OS | Driver <ul style="list-style-type: none"> • Windows 8.1/Windows 10/Windows 11/Windows Server 2012/Windows Server 2012 R2/ Windows Server 2016/Windows Server 2019/Windows Server 2022 • Mac OS X (10.11 or later) |
|----------------------|------------------------------------------------------------------------------------------------------------------------------------------------------------------------------------------------------------------------------------------------------|

Changes to Functions

| | |
|--|-----------------------------------------------------------------------------------------------------------------------------------|
| | PPD <ul style="list-style-type: none"> Windows 8.1/Windows 10/Windows 11 Mac OS X (10.11 or later) |
|--|-----------------------------------------------------------------------------------------------------------------------------------|

UFR II Printer Function

| | |
|----------------------|-------------------------------------------------------------------------------------------------------------------------------------------------------------------------------------------------------------------------------|
| Compatible OS | <ul style="list-style-type: none"> Windows 8.1/Windows 10/Windows 11/Windows Server 2012/Windows Server 2012 R2/Windows Server 2016/Windows Server 2019/Windows Server 2022 Mac OS X (10.11 or later) |
| Interface | USB2.0High-Speed, 1000Base-T/100Base-TX/10Base-T (IEEE 802.3 compliant), Wi-Fi (IEEE 802.11b/g/n) |

PCL Printer Function

| | |
|----------------------|------------------------------------------------------------------------------------------------------------------------------------------|
| Compatible OS | Windows 8.1/Windows 10/Windows 11/Windows Server 2012/Windows Server 2012 R2/Windows Server 2016/Windows Server 2019/Windows Server 2022 |
| Interface | USB2.0High-Speed, 1000Base-T/100Base-TX/10Base-T (IEEE 802.3 compliant), Wi-Fi (IEEE 802.11b/g/n) |

PS Printer Function

| | |
|----------------------|-------------------------------------------------------------------------------------------------------------------------------------------------------------------------------------------------------------------------------------------------------------------------------------------------------------------------------------------------------------------------------|
| Compatible OS | Driver <ul style="list-style-type: none"> Windows 8.1/Windows 10/Windows 11/Windows Server 2012/Windows Server 2012 R2/Windows Server 2016/Windows Server 2019/Windows Server 2022 Mac OS X (10.11 or later) PPD <ul style="list-style-type: none"> Windows 8.1/Windows 10/Windows 11 Mac OS X (10.11 or later) |
| Interface | USB2.0High-Speed, 1000Base-T/100Base-TX/10Base-T (IEEE 802.3 compliant), Wi-Fi (IEEE 802.11b/g/n) |

■ Changes to Management Functions

The system requirements for specifying Active Directory as the authentication server have been changed as shown below.

When an Active Directory Server Is Specified as an Authentication Server

| | |
|------------------------------------|----------------------------------------------------------------------------------------------------------------------------------------------------------------------------------|
| Software (operating system) | Windows Server 2012 ^{*1} /Windows Server 2012 R2 ^{*1} /Windows Server 2016 ^{*1} /Windows Server 2019 ^{*1} /Windows Server 2022 ^{*1} |
|------------------------------------|----------------------------------------------------------------------------------------------------------------------------------------------------------------------------------|

^{*1} Users cannot log in with Active Directory authentication if Kerberos Armoring is enabled for KDCrelated policies (group policies). Make sure to disable Kerberos Armoring.

■ Changes to System Environment

The operating systems (OS) that support the various functions have changed as shown below.

Remote UI

| | |
|-------------------------------------------------|------------------------------------------------------------------------------------------------------------------------------------------------------------------------------------------------------------------------------------------------|
| System requirements for the Remote UI *1 | Windows <ul style="list-style-type: none"> Internet Explorer 11 Microsoft Edge Google Chrome Mac OS <ul style="list-style-type: none"> Safari 11 or later Google Chrome |
|-------------------------------------------------|------------------------------------------------------------------------------------------------------------------------------------------------------------------------------------------------------------------------------------------------|

*1 Before changing the settings of the machine, set your Web browser to enable all cookies and use JavaScript.

Server Software

| | |
|---------------------------------------------------|-------------------------------------------------------------------------------------------------------------------------------------------------------------------------------------------|
| Compatible mail forwarding server software | <ul style="list-style-type: none"> Microsoft Exchange Server 2013 Microsoft Exchange Server 2016 Microsoft Exchange Server 2019 Sendmail 8.15.2 |
| Compatible mail receiving server software | <ul style="list-style-type: none"> Microsoft Exchange Server 2013 Microsoft Exchange Server 2016 Microsoft Exchange Server 2019 Qpopper 4.1.0 |

File Servers

| | |
|---------------------------------------------------------------------|--------------------------------------------------------------------------------------------------------------------------------------------------------------------------------------------------------------------------------------------------------------------------------------------------------------------------------------------------------------------------------------------------------------------------------------------------------------------------------------------------------------------------------------------------------------------------------------------------------------------------------------------------------------------------------------------------------------------------------------|
| File servers available as destinations for file transmission | FTP <ul style="list-style-type: none"> Windows Server 2012: Internet Information Services 8.0 Windows 8.1/Windows Server 2012 R2: Internet Information Services 8.5 Windows 10/Windows 11/Windows Server 2016/Windows Server 2019/Windows Server 2022: Internet Information Services 10 Cent OS Stream 8 Windows (SMB) <ul style="list-style-type: none"> Windows 8.1 Windows 10 Windows 11 Windows Server 2012 Windows Server 2012 R2 Windows Server 2016 Windows Server 2019 Windows Server 2022 macOS Catalina macOS Big Sur macOS Monterey |
|---------------------------------------------------------------------|--------------------------------------------------------------------------------------------------------------------------------------------------------------------------------------------------------------------------------------------------------------------------------------------------------------------------------------------------------------------------------------------------------------------------------------------------------------------------------------------------------------------------------------------------------------------------------------------------------------------------------------------------------------------------------------------------------------------------------------|

| | |
|--|-----------------------------------------------------------------------------------------------------------------------------------------------------------------------------------------------------------------------------------------------------------------------------------------------------------------------------------------------------------------------------------------------------------------------------------------------------------------------------------------------------------------------------|
| | <ul style="list-style-type: none"> Cent OS Stream 8 WebDAV <ul style="list-style-type: none"> Windows Server 2012: Internet Information Services 8.0 Windows 8.1/Windows Server 2012 R2: Internet Information Services 8.5 Windows 10/Windows 11/Windows Server 2016/Windows Server 2019/Windows Server 2022: Internet Information Services 10 macOS Catalina macOS Big Sur macOS Monterey Cent OS Stream 8 |
|--|-----------------------------------------------------------------------------------------------------------------------------------------------------------------------------------------------------------------------------------------------------------------------------------------------------------------------------------------------------------------------------------------------------------------------------------------------------------------------------------------------------------------------------|

LDAP Servers

| | |
|------------------------------|------------------------------------------------------------------------------------------------------------------------------------------------------------------------------------------------------------------------------------------------------------------------------------------------------------|
| Types of LDAP servers | <ul style="list-style-type: none"> Windows Server 2012 with Active Directory Windows Server 2012 R2 with Active Directory Windows Server 2016 with Active Directory Windows Server 2019 with Active Directory Windows Server 2022 with Active Directory |
|------------------------------|------------------------------------------------------------------------------------------------------------------------------------------------------------------------------------------------------------------------------------------------------------------------------------------------------------|

■ Changes to Network Environment

The supported protocols for Wired LAN have been changed as shown below.

Wired LAN Specifications

| | |
|---------------------------|-------------------------------------------------------------------------------------------------------------------------------------------------------------------------------------------------------------------------|
| Protocol Supported | TCP/IP <ul style="list-style-type: none"> Frame type: Ethernet II Print applications: LPD/Raw/IPP/IPPS/FTP/WSD/Mopria/AirPrint/Windows 10 Mobile Print/Universal Print |
|---------------------------|-------------------------------------------------------------------------------------------------------------------------------------------------------------------------------------------------------------------------|

Changes to Settings/Registration

Changes to Settings/Registration 12

Changed Items 13

Changes to Settings/Registration

974X-004

This description explains changes to items in the <Settings/Registration> screen. The <Settings/Registration> screen appears when you press  (Settings/Registration)/  (Settings/Register) on the operation panel.


▶ Changed Items(P. 13)

Changed Items

974X-005

The settings with changes to the content and notes are shown below.

1500

 (Settings/Register) ▶ <Adjustment/Maintenance> ▶ <Maintenance> ▶ <Low Toner Consumption Printing Mode>

- This can now be set from the Remote UI.

| Before change | After change |
|---------------|--------------|
| No | Yes |

Other Changes to the User's Guide

| | |
|------------------------------------------------|-----------|
| Other Changes to the User's Guide | 15 |
|------------------------------------------------|-----------|

Other Changes to the User's Guide

974X-006

1500

Basic Operations ► Parts and Their Functions ► Front Side

Important information has been added regarding the **10 USB memory port (Front-right side of the machine).**

10 USB port (Front-right side of the machine)

You can connect devices such as a USB memory device to the machine.

! IMPORTANT:

- The machine can supply a maximum power of 5 V 500 mA. Connecting a device that requires more power may damage the machine.

Basic Operations ► Parts and Their Functions ► Back Side

Important information has been added regarding the **1 USB port (for USB device connection).**

1 USB port (for USB device connection)

You can connect devices such as an external hard disk to the machine.

! IMPORTANT:

- The machine can supply a maximum power of 5 V 500 mA. Connecting a device that requires more power may damage the machine.

Basic Operations ► Setting Sounds


The description in "Adjusting the Volume for Sending/Receiving Faxes" has been changed.

You can adjust the volume of the communication sounds during fax transmission and the sound produced for the fax sending/receiving result.


Basic Operations ► Setting Sounds

The description of **a** <Alarm Volume> and **b** <Monitor Volume> in Step 2 of "Adjusting the Volume for Sending/Receiving Faxes" has been changed.

a <Alarm Volume>

Adjust the volume of the tone that sounds when the sending or receiving faxes is complete (except when printing received faxes) and the volume of the tone that sounds when a fax is canceled or ends due to an error. To mute the sound, press  several times to set the volume to the far left.

b <Monitor Volume>

Adjust the volume of the following tones. To mute the sound, press  several times to set the volume to the far left.

- The tone that sounds when sending faxes
- The tone that sounds when printing of a received fax is complete, and the tone that sounds when a fax ends due to an error

Basic Operations ▶ Setting Sounds

The description in "Setting the Confirmation Sound and Warning Sound" has been changed.

You can individually adjust the tone that sounds when control panel keys and touch panel buttons are pressed and the error tone that sounds when a problem occurs with the machine. You can also set whether to sound a tone indicating the result of Fax Memory Lock sending/receiving.

Basic Operations ▶ Registering Destinations ▶ About the Address Books of the Machine

"People who can use the address book" has been changed to "All users" for "Address List for Administrator" in the "Differences in Address List Types" table.

Faxing ▶ Forwarding Received Documents Automatically

An explanation has been added for step 5 in "Configuring Forwarding Settings." The NOTE has also been changed.

5 Press <Forwarding Destination> and specify the destination to forward to.

- To specify a registered destination, press <Address Book> ▶ select the address list that includes the destination from the address list drop-down list.

NOTE

- You cannot specify a destination in <Personal Addr. List> or a destination in a user group address list as the forwarding destination.

Linking with Mobile Devices ▶ Utilizing the Machine through Applications

The description of Chrome OS has been added.

■ Printing from Chrome OS

You can perform printing from Chrome OS without downloading a dedicated application or installing a driver. To print with the machine, it is necessary to enable Mopria®.

Confirming Mopria® settings



Log in to the Remote UI with Administrator privileges ▶ [Settings/Registration] ▶ [Network Settings] ▶ [Mopria Settings] ▶ select the [Use Mopria] check box ▶ [OK]

! IMPORTANT

- If you enable the Mopria® setting, <Use Network Link Scan> also changes to <On>.
- To use the Mopria® scan service, <Use Network Link Scan> must be set to <On>.

Printing

1 Before printing, make sure that the machine is turned ON and connected to a Chromebook.

- For information on checking the connection status, see "Setting up the Network Environment" in the "User's Guide."
- See the Chromebook Help page (<https://support.google.com/chromebook/answer/7225252>) for more information on printing.

NOTE

- You can also connect the machine to a Chromebook using a USB cable. See the Chromebook website (<https://support.google.com/chromebook/answer/7225252>) for information on the connection procedure.

! IMPORTANT

- Printing from Chrome OS may not be available, depending on your country or region.

Settings/Registration ► Settings/Registration Table ► Set Destination

An asterisk (*2) has been added to the "Import All Function" column for <Register LDAP Server>.

| Item | Setting Description | DeviceAdmin | NetworkAdmin | Can be set in Remote UI | Import All Function | Name of Item When Exporting with the Remote UI |
|------------------------|----------------------------------------------------|-------------|--------------|-------------------------|---------------------|------------------------------------------------|
| <Register LDAP Server> | <Register>, <Details/Edit>, <Delete>, <Print List> | Yes | Yes | Yes | B*2 | Settings/Registration Basic Information |

Settings/Registration ► Settings/Registration Table ► Set Destination

A description corresponding to the asterisk (*2) has been added below the table.

*2 <Delete>, <Print List>: No

Changes for Each Version

| | |
|---------------------------------------|-----------|
| Changes for Each Version | 19 |
| Changes in Ver. 05.13 | 20 |

Changes for Each Version

974X-007

This section lists all the changes in each version.

1500

▶ **Changes in Ver. 05.13(P. 20)**

Changes in Ver. 05.13

974X-008

The changes in Controller Version Ver. 05.13 are listed below. The functions and settings listed here may not be available on some models. For details, see the descriptions in the links in each change.

▶ **Changes to Functions(P. 20)**

▶ **Changes to Settings/Registration(P. 20)**

Changes to Functions

- Changes to specifications (Send functions/Printer functions/Management functions/System environment/Network environment)
 - ▶ **Changes to System Specifications(P. 7)**

Changes to Settings/Registration

- Changes to the procedure for setting <Low Toner Consumption Printing Mode> from the Remote UI
 - ▶ **Changed Items(P. 13)**

Third Party Software

| | |
|-----------------------------------|-----------|
| Third Party Software | 22 |
|-----------------------------------|-----------|

Third Party Software

974X-00A

See the HTML manual for information on third-party software for each version. You can view the HTML manual from the online manual site (<https://oip.manual.canon/>).

This Font Software is licensed under the SIL Open Font License, Version 1.1.

This license is copied below, and is also available with a FAQ at: <http://scripts.sil.org/OFL>

SIL OPEN FONT LICENSE Version 1.1 - 26 February 2007

PREAMBLE

The goals of the Open Font License (OFL) are to stimulate worldwide development of collaborative font projects, to support the font creation efforts of academic and linguistic communities, and to provide a free and open framework in which fonts may be shared and improved in partnership with others.

The OFL allows the licensed fonts to be used, studied, modified and redistributed freely as long as they are not sold by themselves. The fonts, including any derivative works, can be bundled, embedded, redistributed and/or sold with any software provided that any reserved names are not used by derivative works. The fonts and derivatives, however, cannot be released under any other type of license. The requirement for fonts to remain under this license does not apply to any document created using the fonts or their derivatives.

DEFINITIONS

"Font Software" refers to the set of files released by the Copyright Holder(s) under this license and clearly marked as such. This may include source files, build scripts and documentation.

"Reserved Font Name" refers to any names specified as such after the copyright statement(s).

"Original Version" refers to the collection of Font Software components as distributed by the Copyright Holder(s).

"Modified Version" refers to any derivative made by adding to, deleting, or substituting -- in part or in whole -- any of the components of the Original Version, by changing formats or by porting the Font Software to a new environment.

"Author" refers to any designer, engineer, programmer, technical writer or other person who contributed to the Font Software.

PERMISSION & CONDITIONS

Permission is hereby granted, free of charge, to any person obtaining a copy of the Font Software, to use, study, copy, merge, embed, modify, redistribute, and sell modified and unmodified copies of the Font Software, subject to the following conditions:

- 1) Neither the Font Software nor any of its individual components, in Original or Modified Versions, may be sold by itself.
- 2) Original or Modified Versions of the Font Software may be bundled, redistributed and/or sold with any software, provided that each copy contains the above copyright notice and this license. These can be included either as stand-alone text files, human-readable headers or in the appropriate machine-readable metadata fields within text or binary files as long as those fields can be easily viewed by the user.
- 3) No Modified Version of the Font Software may use the Reserved Font Name(s) unless explicit written permission is granted by the corresponding Copyright Holder. This restriction only applies to the primary font name as presented to the users.
- 4) The name(s) of the Copyright Holder(s) or the Author(s) of the Font Software shall not be used to promote, endorse or advertise any Modified Version, except to acknowledge the contribution(s) of the Copyright Holder(s) and the Author(s) or with their explicit written permission.
- 5) The Font Software, modified or unmodified, in part or in whole, must be distributed entirely under this license, and must not be distributed under any other license. The requirement for fonts to remain under this license does not apply to any document created using the Font Software.

TERMINATION

This license becomes null and void if any of the above conditions are not met.

DISCLAIMER

THE FONT SOFTWARE IS PROVIDED "AS IS", WITHOUT WARRANTY OF ANY KIND, EXPRESS OR IMPLIED, INCLUDING BUT NOT LIMITED TO ANY WARRANTIES OF MERCHANTABILITY, FITNESS FOR A PARTICULAR PURPOSE AND NONINFRINGEMENT OF COPYRIGHT, PATENT, TRADEMARK, OR OTHER RIGHT. IN NO EVENT SHALL THE COPYRIGHT HOLDER BE LIABLE FOR ANY CLAIM, DAMAGES OR OTHER LIABILITY, INCLUDING ANY GENERAL, SPECIAL, INDIRECT, INCIDENTAL, OR CONSEQUENTIAL DAMAGES, WHETHER IN AN ACTION OF CONTRACT, TORT OR OTHERWISE, ARISING FROM, OUT OF THE USE OR INABILITY TO USE THE FONT SOFTWARE OR FROM OTHER DEALINGS IN THE FONT SOFTWARE.