

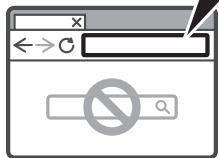
Setup Instructions

คำแนะนำการตั้งค่า
Petunjuk Pengesetan
Hướng dẫn thiết lập

1

▶ For Setup, visit the URL

<https://ij.start.canon/PRO-200S>




or scan the code with your mobile device



2

Follow the instructions on the website



3

Connect to a computer or mobile device on the website




設定說明

1

▶ 請瀏覽以下URL進行設定

<https://ij.start.canon/PRO-200S>




或使用您的行動裝置掃碼



2

按照網站上的說明操作



3

在網站上連接到電腦或行動裝置

